

# Disney THE JUNGLE BOOK

IN 3D, REAL D 3D AND IMAX 3D

APRIL 15

## SPOT THE DIFFERENCE

LIFE IN THE JUNGLE CAN CHANGE IN AN INSTANT. ONE DAY YOU'RE AT HOME WITH YOUR WOLF PACK—THE NEXT, YOU'RE ON A WILD ADVENTURE.

CAN YOU FIND THE FIVE THINGS THAT HAVE CHANGED?



ANSWERS: 1 - FAR RIGHT MONKEY IS MISSING 2 - MONKEY IN TREE IS MISSING 3 - MOWGLI IS MISSING 4 - WOLF ON CLIFF MISSING 5 - BIRDS IN SKY ARE MISSING.

# Disney THE JUNGLE BOOK

IN 3D, REAL D 3D AND IMAX 3D  
APRIL 15



## MAKE A HEXAFLEXAGON

Welcome to the jungle, where man-cub Mowgli lives alongside animals—some friends, some foes. Can you find them all?

Cut out the shapes. Once you've made your own hexaflexagon, keep flipping this magical mathematical shape inside out to reveal hidden pictures.

### STEP 1

Cut out the small template, or cut out and join the 3 pieces to make the big one. Then, fold it down the middle along the red line



### STEP 2

With 'G1' facing up, fold forward on each of these red lines in turn



### STEP 3

You should end up with shape that looks like this...



### STEP 4

With the 'back' facing you, fold along this line, folding side 'A' behind side 'B'

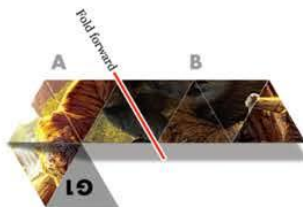


So it looks like this...



### STEP 5

Fold along this line, folding side 'B' over side 'A'



So it looks like this...

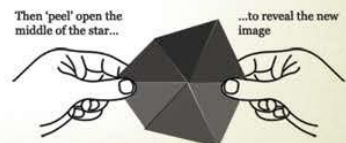
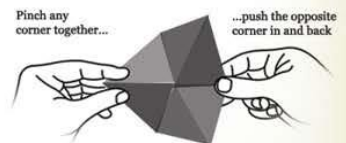


### STEP 6

Bring 'G1' out from behind so it sits in front, then fold and stick 'G2' on to 'G1'



### HOW TO USE IT



# Disney THE JUNGLE BOOK

IN 3D, REAL D 3D AND IMAX 3D

APRIL 15

## MOWGLI'S JUNGLE MAZE

THE JUNGLE CAN BE A DANGEROUS PLACE FOR A BOY. SEE IF YOU CAN HELP MOWGLI FIND A WAY THROUGH THE JUNGLE VINES AND GET SAFELY BACK TO BAGHEERA.



START



FINISH